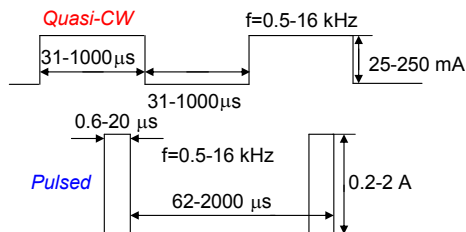
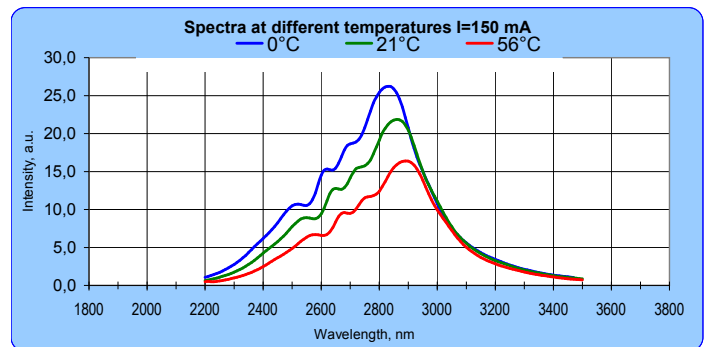
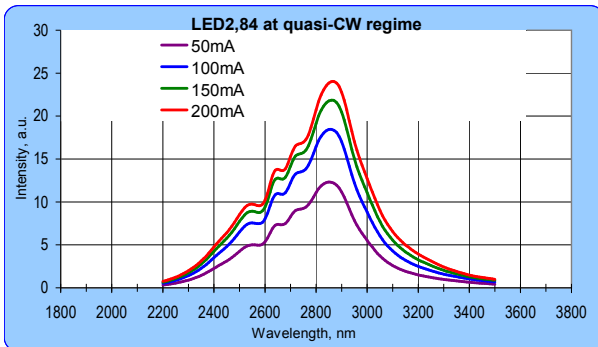


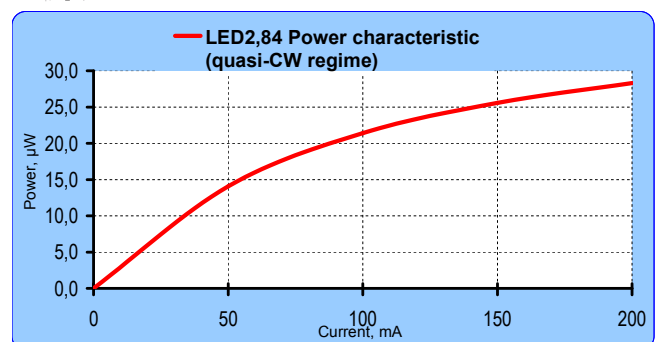
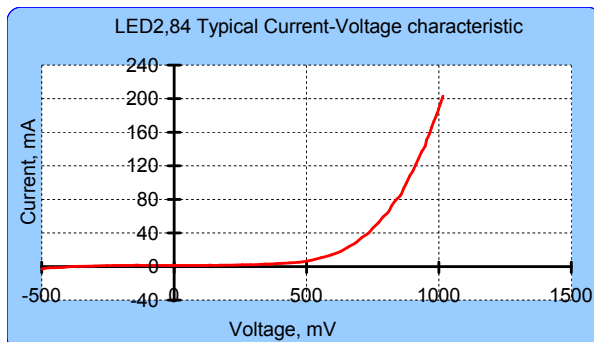
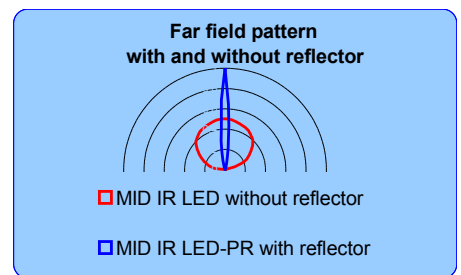
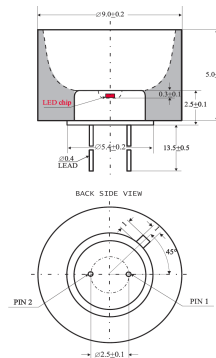


Light Emitting Diodes with central wavelength 2,84 μm series are based on heterostructures grown on InAs substrates. InAsSbP is used in the active layer. Wide band gap solid solutions InAsSbP with P content 50% are used for good electron confinement.

Parameters	Units	Conditions	Ratings		
			Min	Typ	Max
Peak emission wavelength	μm	T=300 K	2,80	2,84	2,90
FWHM of the emission band	nm	150 mA CW	300	400	500
Quasi-CW Optical Power	μW	200 mA qCW	18	25	35
Pulsed Optical Power	μW	1 A	120	150	170
Switching Time	ns	T=300 K	10	20	30
Operating Temperature Range, $^{\circ}\text{C}$	-240 $^{\circ}$ \div +50 $^{\circ}$				
Emitting Area, μm	300x300				
Soldering temperature	260 $^{\circ}\text{C}$				
Package					
TO-18 with a non-removable cap without a window			MID IR LED		
TO-18 with a parabolic reflector without a window			MID IR LED-PR		
TO-18 with a parabolic reflector with a window			MID IR LED-PRwin		
TO-5 with a built-in thermocooler and thermoresistor, covered by a cap with a window			MID IR LED-TEC		
TO-5 with a built-in thermocooler and thermoresistor, covered by a parabolic reflector with a window			MID IR LED-TEC-PR		



Maximum current is 220 mA at quasi-CW
Maximum pulsed current is 1 A (duration 500 ns, repetition rate 2 kHz)
Optimal operating current is 150-200 mA at quasi-CW.



RELATED PRODUCTS

- PD36 series Photodiodes** can be used for detecting LED emission
- LED driver D-31M** can be used for LED power supply in quasi-CW and pulse modes
- LED driver mD-1c** can be used for LED power supply in a quasi-CW mode
- LED driver mD-1p** can be used for LED power supply in a pulse mode