
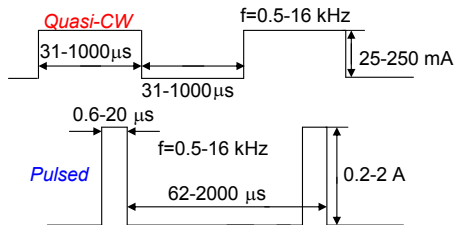
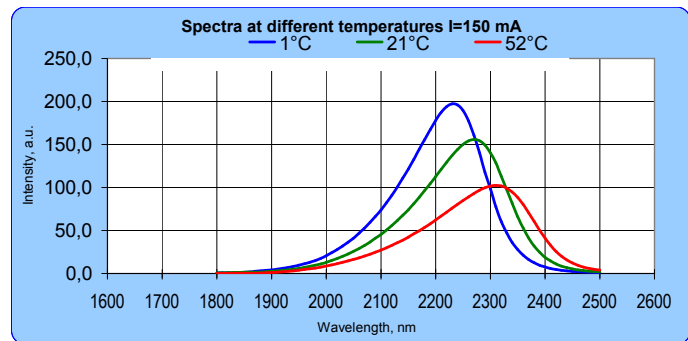
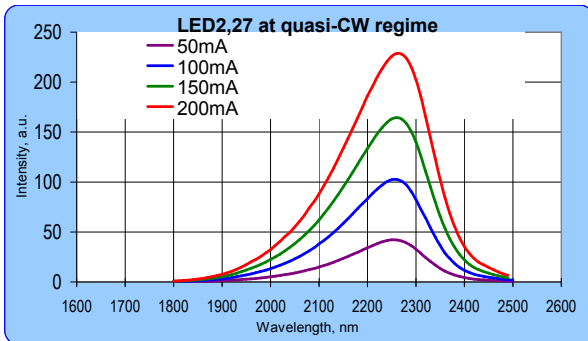


MID IR LED-TEC

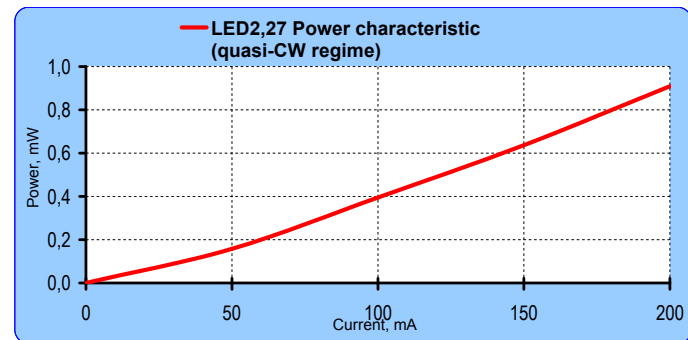
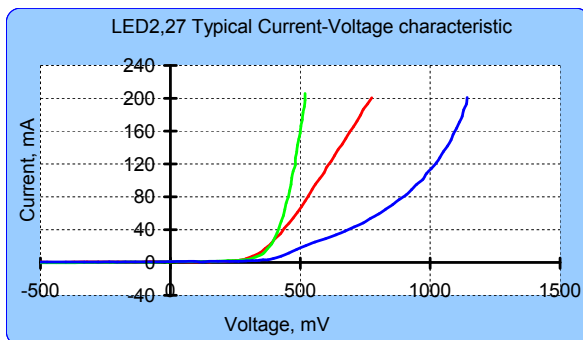
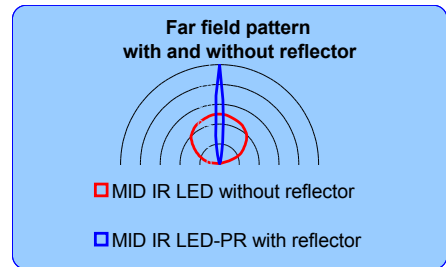
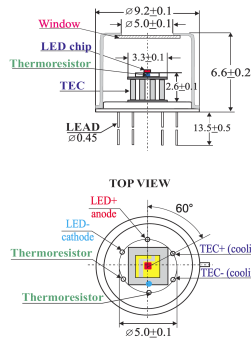


Light Emitting Diodes with central wavelength 2,27 μm series are based on heterostructures grown on GaSb substrates by LPE. Solid solutions GaInAsSb are used in the active layer. Wide band gap solid solutions AlGaAsSb with Al content 64% are used for good electron confinement.

Parameters	Units	Conditions	Ratings		
			Min	Typ	Max
Peak emission wavelength	μm	T=300 K	2,25	2,27	2,29
FWHM of the emission band	nm	150 mA CW	150	200	250
Quasi-CW Optical Power	mW	200 mA qCW	0,7	0,9	1,1
Pulsed Optical Power	mW	1 A	15	20	25
Switching Time	ns	T=300 K	10	20	30
Operating Temperature Range, $^{\circ}\text{C}$	-240 $^{\circ}$ \pm +50 $^{\circ}$				
Emitting Area, μm	300x300				
Soldering temperature	260 $^{\circ}\text{C}$				
Package					
TO-18 with a non-removable cap without a window			MID IR LED		
TO-18 with a parabolic reflector without a window			MID IR LED-PR		
TO-18 with a parabolic reflector with a window			MID IR LED-PRwin		
TO-5 with a built-in thermocooler and thermoresistor, covered by a cap with a window			MID IR LED-TEC		
TO-5 with a built-in thermocooler and thermoresistor, covered by a parabolic reflector with a window			MID IR LED-TEC-PR		



Maximum current is 220 mA at quasi-CW
 Maximum pulsed current is 1 A (duration 500 ns, repetition rate 2 kHz)
 Optimal operating current is 150-200 mA at quasi-CW.



RELATED PRODUCTS

PD24 series Photodiodes can be used for detecting LED emission

PD25 series Photodiodes can be used for detecting LED emission

LED driver with temperature controller DLT-37 can be used for LED power supply in quasi-CW and pulse modes

LED driver with temperature controller DLT-27 can be used for LED power supply in quasi-CW and pulse modes at fixed frequency and pulse duration